

# CORVAN-ANTICS

May-Jun 2024, Vol. 52, Issue 3



<https://www.corvaire.org/chapters/corvanatics>

## In This Issue:

“Welcome the new Board of Directors”

[Page 2](#)

“Found on Facebook”

“Riding with the President”

“Annual Meeting Suggestions”

[Pages 3-5](#)

“From the Secretary”

“Corvanatics Featured”

[Pages 6-7](#)

“Congratulations”

“New Online Store”

“Ramp-gate Pin Guide Rebuild”

[Page 8](#)

“Thru The Years”

“Stock Was...”

“Our President’s Corvan”

[Pages 9-13](#)

2024

Convention - Corvaireborne”

“Corvanatics Merchandise”

[Pages 14](#)

“Business Classifieds”

“About”

“Officer Information”

[Pages 15-16](#)

## Vintage Photo Collage



Corvan - Antics is published for the benefit of the members of Corvanatics. We're the largest chapter of the Corvaire Society of America and are supported solely by membership dues. If you are not a Corvanatics member, please consider joining us. Membership information can be found [here](#).

# Welcome the new Board of Directors

Voting was completed April 1 and here are the results.

74 votes were cast, which is about 25% of the membership. Rob Amsler received 54, John Hamel 17, Ben Stiles 67, and Matt Welder 9. 15 were mailed ballots. We thank everyone who voted.

Our six directors now are Ken Hand, Steve Brown, Dale Dewald, Rod Murray, Ben Stiles, and Rob Amsler.

The new Board met on April 10 and among other standard meeting agenda items, the directors selected Ken Hand as President and Steve Brown as Vice President. Secretary, Treasurer, Historian, and Newsletter Editor are all now appointed positions. Molly Bacon was re-appointed as Secretary, Treasurer, and Newsletter Editor, and Steve Spilatro as Historian. Tim Schwartz is staying on as Facebook Coordinator and will attend the meetings, but does not have a vote.



**Ken Hand**



**Steve Brown**



**Rob Amsler**



**Dale Dewald**

**Ben Stiles**




**Rod Murray**

# Found on Facebook

Pictures of our members/their vehicles randomly found posted on Facebook

Visit the [Corvanatics—Corvaair Trucks & Vans](#) Facebook group

**Michael Hill**



**Walter Fletcher—  
swap meet find**



**William Vecchioni**

**John Miller**



**Curt Sherrill**

**Jim Diell**



# More Found on Facebook

Jon Buck



Jean-François BROUSSAUD DEFAUX from France



Alex Becker

Matt Welder

So I am about ready to turn this into a modernized camper van for long distance travel. This is a first for me. I need heat and a/c that runs off battery and shore power, and a interior layout that has bed for two adults, stove, sink, fresh water storage, porta pot, fridge, table, solar panel etc. I would love some help with planing



Fixing something the previous owner did to my rampside. Getting to final stages of 3d printing interment dash to go in its place.



## Riding with the President—Ken Hand

Helloooo everyone out in the FC world.

According to the new bylaws, which has the directors selecting the president instead of the membership, they saw fit to elect me as your Prez. As many of you know I have done this job before as well as being VP for several years.

So, getting right down to business, we still have our annual meeting at the convention, but it is no longer a business meeting as such. I will entertain a question-and-answer period at the beginning, but I think we will have a very informative tech session with possibly 2 topics if there is enough time and interest. See below the request for topics. We talked about trying to do a Zoom type meeting, but the logistics are just not possible without a dedicated camera man. We have tried this in the past and the results were not really good.



As far as other club business, we went through the income and expenses and then talked about the Facebook page and trying to make people understand that they are not part of the club just because they are on Facebook. Then we talked about 2025's convention in Santa Maria, CA. I am going to try and make that one and I may or may not be a vendor there. If I were there, of course I could chair the Corvanatics meeting. There is a 50/50 chance that I would drive my friend and my '62 Corvan 8-door. I don't know if I could carry enough gas in cans so I wouldn't have to buy any gas in CA! The last time I was in Reno, Beth and I went to Lake Tahoe and went across the state line and the gas prices pretty much doubled. I'm not trying to be negative but just to make you aware, so sticker shock doesn't show too much!

As always, I am pretty easy to get a hold of if you have anything you need to talk about in the FC world.

Ken Hand

[vairmech@aol.com](mailto:vairmech@aol.com)

248-613-8586



### Annual Meeting presentation suggestions.

We know not everyone can attend the Corvanatics Annual Meeting at the CORSA Convention, but for those who can, do you have suggestions for what you'd like presented. We have lots of knowledgeable members who are willing to research and present on whatever anyone wants.



Send your suggestions back to Molly by either email, [corvanatics@gmail.com](mailto:corvanatics@gmail.com) or send it snail mail to Corvanatics, 5425 Morrow Rd., Gladwin, MI 48624

# From the Secretary & Newsletter Editor

BY MOLLY BACON

Hi all,

There is a lot going on with Corvanatics new Board of Directors. Great to have new blood. Also, everyone should be getting ready for the Convention in Dayton, OH. Please think about what would be good tech talk topics for the Convention and email me. Enjoy the spring weather.

**Since the last newsletter :**

- 318 members
- 2 new members
- 12 member renewed their dues
- 6 members dropped



**WELCOME !!** to our new members

- Ben Owens** NH
- Val Doppenberg** CA 1962 Greenbrier, 1964 Corvan

**Dues Expiring**

Easily renew online [here](#).

**You will not be penalized for paying early, your due month stays the same.**

**Due in May**

Michael Baiamonte	Brandon Canfield
Robert Crawford	Rob Ernst
Chuck Hanson	Madeline Oldfield
Gary Rubin	Jim Worthington

**Due in June**

Dan Brizendine	Jean-François BROUS-SAUD DEFAUX
Jim Craig	Christopher Heckel
Kristjan Hilmarrsson	John Hugentober
Troy Hull	Gordon Hunter
Gerald Johnson	Bjarki Kristjansson
Ralph Loewinger	Gary W Moore
Brian Nicholson	Patrick Pilon
Dave Schaefer	Jason Van Fleet
Greg Vargas	Jim Walker

**Due in July**

Jean Allan	Larry Ashley
Reese Hill	Howard Kolus
Raymond Paul	Bill Ramsden
Allen Short	Stephen Simon
Cliff Tibbitts	Dave Todd

**Due in August**

Robert Bentz	Stephen Brown	David Brown	Mark Corbin	Jay Davis
David Fox	Daniel Gabbert	William Garrison	Mark Guider	Raven Hand
Robert Marlow	Roger Moody	Bill Muno	Joseph Nelson	Jeff Robb
Ed Thompson	Richard Warren	Duane Wentlandt		

**The Winner Is**  
**Ralph Loewinger**  
**\$10 Clark's Gift Certificate**  
**Remember, you can only win if your dues are current**

# Corvanatics featured here and there...

## Old Cars & CORSA News You Can Use



**Old Cars**  
Vol. 53, No. 6 | March 15, 2024 | www.oldcarsweekly.com

**Club Clips** BY GERALD PERSCHBACHER 

### Three cheers for three strong club magazines

**A**lways loved my '64 Chrysler Newport, so when a '63 300J appeared on the cover of *Brute Force*, I was tempted to pause and read. The magazine is published by The Chrysler 300 Club, Inc. (www.chrysler300clubinc.com, Danny Goss, editor). Inside I found 36 pages of "300" insight, plus the ongoing tale of club officer Randy Thorne's "Restoration Diary" of his 300D—it's quite a story on traveling for rare parts and on special challenges. Can you relate? Just as an old car is being revitalized, so is this club. Bravo the effort!



1963 300J

Doing its part in keeping Oldsmobile history alive is *Classic Olds Journal* (Mary Degler, editor, www.oldsclubofflorida.com), a chapter of the Oldsmobile Club of America. She clearly enjoys the hobby for its members, their dedication and the infatuation with Oldsmobile (may it never wane!).

The dozen-page publication fills the cups of readers with events past and coming, club personalities and their achievements, shows, classifieds, sponsorship support and helpful viewpoints. Keep it up!

■■■

*CORVAN-ANTICS* is a 16-pager edited by Molly Bacon (CorvanAnticsNews@gmail.com) for the Corvanatics Chapter of the Corvair Society of America (CORSA). The recent edition presents insights on leadership and a special section on "Glovebox Contents" from 1963 through 1965. It compares changes in annual owner guides and related ownership publications for the brand with notes on variants, plus factory-issued pamphlets. Seldom do clubs offer such information, so this treatment may put Corvair owners a step ahead of other car collectors.

Finally, club historian Steve Spilatro covers peaks of the publication's long run by his synopsis of coverage from 2014 back to 1974. Interestingly, Corvanatics had 302 members in 1984 and had 319 members in 2024 as of press time. Seems like a stable range. Pretty cool for a totally air-cooled club.

OC

## News You Can Use from your CORSA Board of Directors

Special Interest Group Chapter Highlight: This month, Corvanatics is in the spotlight. Formed in 1972, Corvanatics is CORSA Chapter 001. It serves the Corvair community to advance the preservation, restoration and enjoyment of Corvair Forward Control (FC) vehicles. There is no better group to help an FC owner enjoy their vehicle. Become a member and receive the newsletter and be a part of this club that has over 50 years of knowledge and experience! [Corvanatics Home Page \(corvair.org\)](http://corvair.org)

# Congratulations to Corvan - Antics



## Attention - New Online Stores

We had to close the CafePress store due to massive changes where we no longer have control of the merchandise in the store. Consequently, we have a couple of new stores. Hope you will look at the offerings and possibly purchase something. Just click the names below to open the website.

### [TEEPUBLIC](#)

The first store opens to show the available designs applied to the merchandise. The left menu lists the categories of merchandise available. Click on the category you are interested in and you will see those products available with the designs.

### [REDBUBBLE](#)

This store has all the products shown on the screen that opens. Just scroll down.

**Genebrier will be back again next edition.**

# Steve's FC Parts Mart

## Rampside Ramp-gate Pin Guide Rebuild

Pin guide rubber is typically hardened and cracked and inner metal sleeve often missing

Standard rebuild \$50 per unit;  
with replacement inner sleeve \$75  
plus shipping

Inner metal sleeve



Contact: [spilatr@gmail.com](mailto:spilatr@gmail.com)



# Corvan - Antics - thru the years

Steve Spilatro - Historian

## 50 years ago, Corvan - Antics Volume 2-3, June 1974

As noted in the January-February Thru The Years, Ken Wilhite Jr., our club's founder, announced in February 1974 that he could no longer prepare the newsletter, leaving the club on the precipice of an early death. Miraculously, Nico DeJong emerged as the club's savior. Beginning with this issue Nico took the reins as Corvan - Antics Editor and offered to guide the club through the end of the year to give time to hold officer elections and find a new editor. Nico ended up serving as Editor for 3 years.



## 40 years ago - Corvan - Antics Volume 12-3, May-June 1984

This was the total range of Corvanatics merchandise 40 years ago:

**CORVANATICS merchandise available through Caroline Silvey - Window Decals - \$1.00 ea., Jacket Patches - \$2.15, Club Stationary and Envelopes - \$ .05 ea. , Back Issues of CORVAN ANTICS - \$1.00 ea. Complete Set Available.**


Look at the current extensive line of Corvanatics merch – how about making a purchase to support the club?

## 30 years ago, Corvan - Antics - 1994

There was no Newsletter 30 years ago.

## 20 years ago - Corvan - Antics Volume 32-3, May-June 2004

The cover story for this issue was the L'Universelle, first displayed at GM's 1955 Motorama. It was often considered the conceptual prototype that led eventually to the Corvaire 95. Like the Corvaire 95, it was intended to serve either passenger or delivery vehicle markets but was powered by a mid-engine V-8 (behind the front seat) and had side doors that opened upward.



## 10 years ago - Corvan - Antics Volume 42-3, May-June 2014

### Nico Henry DeJong (1929 to 2014)

Nico DeJong passed away on March 19, 2014 in Waterloo, IA. Nico was editor of this newsletter from 1973 through 1977 and he designed the Corvanatics logo. He was tech editor from 1977 to 1981 and contributed articles for several years.

Nico and his family could be seen at many Corvaire events around the country driving his Greenbrier "The Flying Dutchman." The van was set up with dual controls and could be driven from either front seat. (The van is reported to reside somewhere in Illinois.)

Nico's obituary appears online at this address:  
[http://wcfcourier.com/lifestyles/announcements/obituaries/nico-henry-dejong/article\\_347ef0c7-be3b-598c-8156-d8be3f5ff1fb.html](http://wcfcourier.com/lifestyles/announcements/obituaries/nico-henry-dejong/article_347ef0c7-be3b-598c-8156-d8be3f5ff1fb.html)



Forty years after he resurrected Corvanatics from oblivion, we memorialized Nico DeJong's passing.

# Stock Was . . .

## Instruction Sheets, Stickers, and Related Topics

By Steven Spilatro

Corvanatics Historian

In the previous two issues of Stock Was . . . I described the contents of the dispatch boxes of new Corvaire 95s. This issue will look at other printed materials delivered from the factory. Usually, the placement of these items was simply included in the relevant stock or RPO sections of the assembly manual. Such was the case for the jacking instruction sheets, Positraction warning sticker, heater duct sticker, and oil bath air cleaner tag discussed below, but not for items included in the Miscellaneous Shipping List. I'd like to thank Dave Newell for providing an original FC visor sleeve and discussions of the Miscellaneous Shipping List.

### The Miscellaneous Shipping List

The section of the Assembly Manual called the "Miscellaneous Shipping List" (MSL) identified items such as the contents of the glovebox that needed to be placed in the vehicle before exiting the assembly line. These include paperwork and documents such as Owner Guides and Warranty booklets as well as a few other items discussed below. The list also includes items sent to the dealer for installation, such as the antenna, outside mirrors, floor mats, and wheel covers. The MSL indicated which model(s) would receive each item, where the item was to be placed, whether it was part of a RPO, if it was intended for export vehicles, and other particulars.

Like other sections of the Assembly Manual, these lists often have errors and omissions. For example, in the Figure showing the 1962 list, #3781610 is mistakenly specified as the warranty booklet for all models – this was actually the 1961 booklet used only for R10 (non-Greenbrier) models.

PART NUMBER	PART NAME	NOTE REFERENCE	MODEL			SHIPPING REFERENCE
			95	98	44	
3798326	BOOKLET - INSTRUCTION (OWNERS GUIDE)	1 2	1	1	1	1
3798342	BOOKLET - INSTRUCTION (OWNERS GUIDE)	7 8	1	1	1	1
3798348	BOOKLET - INSTRUCTION (OWNERS GUIDE)	6 9	1	1	1	1
3781610	BOOKLET - OWNER SERVICE POLICY	1 8	1	1	1	1
3600446	PAPER BAG	5 3	1	1	1	1
3777840	POLICY - BATTERY SERVICE	1 3	1	1	1	1
3822003	BOOKLET - SPORTS WAGON	1				
3785443	ENVELOPE - OWNER INSTRUCTION BOOKLET	10	1	1	1	1
3817320	TAG - SEAT BELT INSTRUCTION	1 3	1	1	1	1
3781459	FRONT FLOOR & TOE PAN MAT	4	1	1	1	1
3813481	FRONT FLOOR & TOE PAN MAT ASM. (POA 128 OR 138)	4	1	1	1	1
	FRONT FLOOR & TOE PAN MAT (R.P.O. 431 WITH OR WITHOUT SEE SERVICE CHART POA 128 OR 138)	4				
3783336	WHEEL TRIM COVER EQUIPMENT (F.O.A. - 133)		4	4	4	4
3776122	RADIO ANTENNA UNIT (F.O.A. - 123)		1	1	1	1
3782002	SCREW	2	4	4	4	4
3780880	NUT	2	4	4	4	4
121173	STRUNG	12				
3877080	CONTAINER - TOOL	14				
369210	PAPER	15				
36A2243	PAPER	15				

- 1 To be furnished by Chevrolet Material Department to Assembly Plant.
- 2 Used to attach Front & Rear License Plates.
- 3 Dynamic use only.
- 4 Roll & tie with string.
- 5 Used as License Plate attaching parts container.
- 6 To be printed in Spanish & supplied directly by G. M. Export Service Dept.
- 7 To be printed in English & supplied directly by G. M. Export Service Department.
- 8 Used when specified for Export.
- 9 Place in Instrument Panel Compartment.
- 10 Used as Owner Instruction Booklet container.
- 11 Place behind Front seat.
- 12 Used to tie the front Floor & Toe Panel Mat.
- 13 PLACE IN PAPER BAG.
- 14 USED AS CONTAINER FOR ANY EXTERIOR PARTS SUBJECT TO PILLAGE.
- 15 USED TO WRAP TOOL CONTAINER.
- 16 PLACE IN TOOL CONTAINER.
- 17 PLACE ON RIGHT FRONT FLOOR. (44-54 MODELS ONLY)

### The Jack and Jacking Instruction Sheets

The FC jack differed from the car jack in being somewhat heftier and having a pin in the center of the lift surface. The pin fits into a hole in the undercarriage jacking pads at each of the four jacking positions. The jack was mounted on brackets behind the spare tire in vans and on the floor below the spare tire in pickups. The jacking instruction sheets showed the position of the jacking pads in the vehicle undercarriage and described the use of the jack. The sheets for pickups (#3784292) and vans (#37844760) differed mainly in the instructions for accessing jack. The instruction sheet was attached below the jack spare tire in vans and alongside the spare tire in pickups, as shown in the figures. The location of the jacking instructions and Positraction sheet in the van seems unfortunate, both being hidden behind the spare tire.



FC Jack

(Continued on page 11)

(Continued from page 10)

### Transmission and Warning Light Instruction Sheet

1961 FCs came with an instruction sheet (#3786328) wrapped as a sleeve over the driver-side sun visor. The front side (visible when the visor was folded above the windshield), explained the warning lights and use of the choke. The flip side gave instructions for using the Power-glide control and powertrain lubrication. 1961 cars came with the same instruction sheet, but a different version was used in 1960. The instruction sheet was discontinued after 1961.

1961 visor sleeve, shown unfolded below



[Rear side]

## AUTOMATIC TRANSMISSION RANGE SELECTOR

*"Let You Shift By Feel"*

**Reverse**  
USE TO MOVE VEHICLE FORWARD. ALWAYS STOP VEHICLE COMPLETELY BEFORE SHIFTING TO "R".

**Neutral**  
USE THIS POSITION FOR STARTING ENGINE.

**Drive**  
USE FOR ALL NORMAL DRIVING. FOR EXTRA ACCELERATION UNDER 40 M.P.H. DEPRESSING ACCELERATOR PEDAL TO FLOOR WILL AUTOMATICALLY SHIFT TRANSMISSION FOR PASSING.

**Low**  
USE FOR PULLING THROUGH SNOW, SAND OR MUD, CLIMBING AND DESCENDING STEEP HILLS AND FOR ADDITIONAL ENGINE BRAKING BELOW 40 M.P.H.

NOTE: VEHICLE CAN BE LOCKED TO FREE IT FROM MUD OR SNOW BY DEPRESSING ACCELERATOR PEDAL SLIGHTLY & MOVING LEVER FROM "D" TO "N". DO NOT RACE ENGINE OR DAMAGE TO TRANSMISSION MAY RESULT.

**CAUTION:**  
TRANSMISSION DOES NOT HAVE A PARKING LOCK. PARKING BRAKE MUST ALWAYS BE APPLIED WHEN CAR IS PARKED.

**LUBRICATION**

**Engine:**  
LOWEST ANTICIPATED TEMPERATURE DURING YOUR OIL WILL BE IN CHANGEGEAR. VISCOSITY MULTI-PRIORITY RECOMMENDED. RECOMMENDED:

35°F.	SAE 10	SAE 10W-30
-15°F.	SAE 10W	SAE 10W-30
Below -15°F.	SAE 5W	SAE 5W-30

ALWAYS USE SAE 90 IF DAYTIME TEMPERATURE IS ABOVE 90°F.

IF OPERATION DURING BREAK-IN PERIODS OF PREPARED DRIVING SCHEDULES RECOMMENDED SPEED, CHANGE INITIAL BREAK-IN OIL AT 500 MILES. SEE DETAILED INSTRUCTIONS IN OWNER'S MANUAL.

**Transmission:**  
SYNCRONIZERS MULTI-PRIORITY SAE 90  
AUTOMATIC MULTI-PRIORITY SAE 90  
AG-ATF-TYPE "A"

**Rear Axle:** MULTI-PRIORITY SAE 90

[Front side] **IMPORTANT OWNER INFORMATION**  
SEE REVERSE SIDE FOR ADDITIONAL INSTRUCTIONS

## CHOKE AND WARNING LIGHTS

**CHOKE OPERATING INSTRUCTIONS**

BEFORE STARTING COLD ENGINE, DEPRESS ACCELERATOR PEDAL HALF WAY, PULL CHOKE KNOB OUT ALL THE WAY & RELEASE PEDAL. LEAVE CHOKE IN THIS POSITION AFTER START & DRIVE AWAY. AS SOON AS ENGINE WILL RUN SMOOTHLY WITH OUT CHOKE, PUSH KNOB ALL THE WAY IN. CHOKE MAY BE SHUT AT FAST IDLE WITHOUT CHECKING. PULLING KNOB OUT UP TO ONE THIRD OF ITS TRAVEL. DO NOT DRIVE WITH CHOKE "ON" ANY LONGER THAN NECESSARY, AS THIS WILL USE AN EXCESSIVE AMOUNT OF GASOLINE.

REFER TO "OWNER GUIDE" FOR OTHER OPERATIONAL DATA

**RED WARNING LIGHT**  
INDICATES WATER GENERATOR NOT CHARGING OR FAN NOT OPERATING.

**RED WARNING LIGHT**  
INDICATES WATER AND OIL PRESSURE OR EXCESSIVE ENGINE TEMPERATURE.

**CAUTION**

STOP ENGINE!

IF EITHER LIGHT COMES ON, CHECK SOURCE OF TRUBLE. OTHERWISE, BRKDOWN DAMAGE TO ENGINE CAN RESULT. CONSULT "OWNER GUIDE" FOR FURTHER INFORMATION.

### Positraction Caution Sheets

The Positraction rear axle was introduced in 1962 as RPO 481, becoming RPO G81 when the new alphanumeric RPO system was introduced in 1963. When RPO 481/G81, Positraction rear axle, was ordered, the Positraction caution sheet (#3745926) was installed near the jacking instruction sheet, as shown in the figures for a van and pickup.

There is an interesting article from Bob Kirkman in the 1983 issue 11-6 of Corvan - Antics in which he recorded early concerns that the FC Positraction differential did not work correctly. Engineers had found that when one wheel was free turning, a single person pushing on the front of the vehicle could prevent forward movement. Thought to be a defect, it actually wasn't. Since the Positraction differential only generates 50 lbs. of forward thrust, enough to roll over a 2 x 4, which was adequate to move the vehicle forward under most normal situations.



Jacking and Positraction stickers in pickups



Jacking and Positraction stickers in vans.

(Continued on page 12)

(Continued from page 11)

### Heater duct sticker

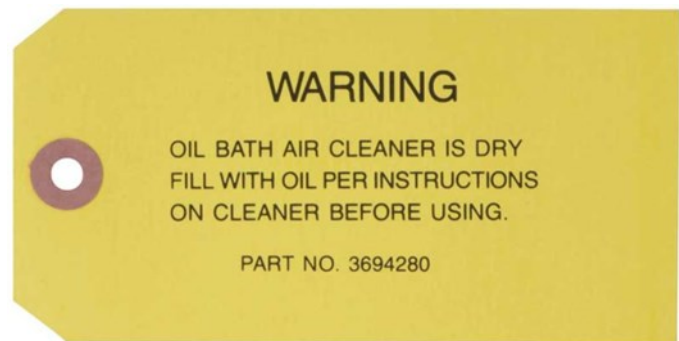
The fresh air inlet duct attached to the engine firewall received a small silver “Engineered by Chevrolet” sticker (# 3154128). The same sticker was used in other Chevy vehicles.



Heater duct sticker

### Pre oil-bath air filter warning tag.

The oil bath pre-filter was available for 1963 – ’65 FCs as RPO K47. Vehicles with RPO K47 received a tag (#3634280) attached to the steering wheel pointing out that oil needed to be added to the air filter. However, a qualifying statement in the Assembly Manuals indicates that the tag was only for “models not driven away”. Apparently, the filter received oil if the vehicle was picked up by a customer from the factory.

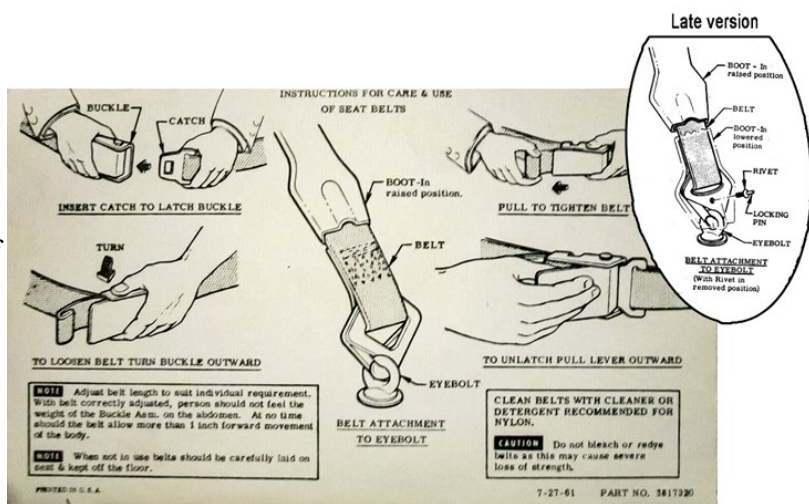


**TAG - FOR ALL MODELS NOT DRIVEN AWAY, ATTACH TO STEERING WHEEL.**

### Seat belt Instruction sheet.

Seat belts became a Factory Optional Accessory in 1962. When seat belts were installed at the factory for 1962 and 1963 FCs, an instruction sheet was provided. This was the same sheet used for Corvair cars and many other GM models. There were two versions, both carrying the same part number (#3817320) and showing the scissor clamp bracket of the 1962-1963 style seat belts. The earlier version was dated 7-27-61 and most likely came with 1962 and early 1963 FCs. The modified version is dated 9-5-62.

Dealers also were to provide an instruction sheet for accessory seat belts that they installed. The sheet was the last page of the installation instructions.



And the next issue of Stock Was . . . will be all about seat belts.

## Our President's 8-Door Corvan

By Ken Hand

On another topic, the '62 panel van is coming along nicely. We have it mostly sanded down and getting ready for painting. In some places we found no primer, other places had 4 layers of paint and 3 colors of white in the stripe! We also plan on removing all of the glass for the paint work and will be installing all new rubber, even the vent window rubber.

We took the van on a couple of little outings and while the van did okay it was not loaded. I can tell that the little 80 hp engine is not up to a loaded van. In addition to the trans and differential I built for the van we will have a new engine built with my FC cam, modified 95 hp heads and .060 over TRW forged long skirt pistons. That will be another story in itself using the .060 over pistons. I have finally run the engine on the stand, and I may have a front seal leak. I need to run the engine again on the stand to see if it leaks again. If it does, then I will change the seal. The new engine will be installed after the painting is complete.

Right now, I am working hot and heavy on my Yenko race car engine as May 4-5 is the first race weekend. I had a valve guide come loose in the last race of the season last year. I have a new head on as of this writing and I will finish it up starting Monday. I instruct at the on-track race school, so this weekend is out for working on the car.



Keep up to date with the latest Convention information click here, [2024 CORSA Convention](#)



2024 INTERNATIONAL CORVAIR CONVENTION JULY 21-26

Marriott Hotel at the University of Dayton 1414 S Patterson Blvd, Dayton, OH 45409



Don't forget about Corvanatics gift memberships. The perfect item for anytime gift giving.

**Corvanatics Merchandise**

See more items, details, pictures and how to purchase: [Corvanatics Merchandise](#)

Corvanatics also has three online merchandise stores:  
[REDBUBBLE](#)  
[TEEPUBLIC](#)  
[Zazzle](#)

**Reminder:**

With the newsletter only being published bi-monthly, it is not practical to publish advertisements of vehicles or parts for sale. Too often they sell before publication date frustrating potential buyers. With so much online, the best bet for selling is either eBay, Facebook, or the ever-popular Corvair forums, Corvair Center and Corvair Forum. Thanks for your understanding.

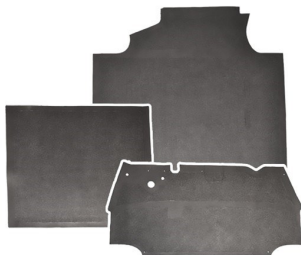
## Steve's FC Parts Mart

(740) 374-8778

spilatr@s@marietta.edu

### FC Floor mats with deluxe pattern

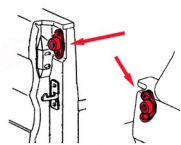
Cab \$250 (black) \$265 (color)  
 Center \$400 (black) \$425 (color)  
 Rear \$285 (black) \$300 (color)  
 Plus shipping \$50 discount with a



### Ramp-gate Pin Guide – rubber restoration of core.

Pin guide rubber is typically hardened and cracked and inner metal sleeve often missing.

Standard rebuild \$50 per



### Heater Fresh Air Intake Boot \$65



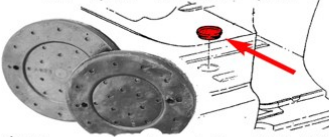
### Front door Check-arm grommets \$14



### Gas Filler Grommet \$29



### Master Cyl. Floor Plug '63 - \$39 '64-'65 - \$69

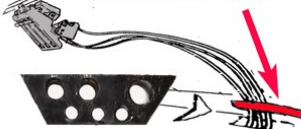


\$20 core refund for '64-65

### Battery Compartment Lid Retainer - \$24



### Cab Floor Cable Grommet - \$19



### Hinge Grommets (4) Side doors - \$25 Rear doors - \$23



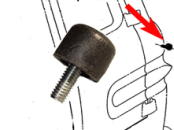
Colored - \$119 for 6-door van



### Side Door Bumpers (2) \$14



### Rear Door Outer Bumpers (2) \$20



### Carburetor Swivel \$23 Linkages



### Early Style Shifter Boot \$60



## 2019-2025 Clark's Corvair Parts Catalog!

and Current Supplement with Many New Parts

Free with a parts order (you pay shipping)

Over 500 pages in 1 volume

330 interior color samples on 8 pages

Order just a 2019-2025 Catalog

USA - order Cat-9 - \$8 (catalog & shipping) using credit card or sent in money

International - you pay the actual shipping (starting at approximately \$30 shipping)

FC gas tanks C11710H & C11710N now give you original tern coated tanks (inside and out)

## Clark's Corvair Parts®


400 Mohawk Trail, Shelburne Falls, MA 01370

413-625-9776

Fax: 413-625-8498

[www.corvair.com](http://www.corvair.com)

email: [clarks@corvair.com](mailto:clarks@corvair.com)



## Performance Corvairs

[WWW.PerfVair.com](http://WWW.PerfVair.com)

[setbratcer@aol.com](mailto:setbratcer@aol.com)

408-247-2237

- Electronic Distributors
- Dash Parts
- Steering Columns
- Steering Wheel Adapters
- Quick Steering Components

Proud Supporter of Corvanatics

Performance Corvairs  
 San Jose, CA

**Contact Information**

**President**

Ken Hand 248-613-8586  
 1896 S. Gregory Road  
 Fowlerville, MI 48836  
[vairmech@aol.com](mailto:vairmech@aol.com)

**Vice President**

Stephen Brown 503-628-0291  
 32829 SW Unger Road  
 Cornelius, OR 97113  
[SGBGJB@yahoo.com](mailto:SGBGJB@yahoo.com)

**Secretary/Treasurer**

Molly Bacon 706-457-2242  
 5425 Morrow Road  
 Gladwin, MI 48624  
[corvanatics@gmail.com](mailto:corvanatics@gmail.com)

**Director**

Rob Amsler  
 36 Bay Track Ct  
 Ocklawaha, FL 32179  
[rob.amsler@me.com](mailto:rob.amsler@me.com)

**Director**

Ben Stiles 717-687-7558  
 212 Georgetown Rd  
 Strasburg, PA 17579  
[bensbus@verizon.net](mailto:bensbus@verizon.net)

**Director**

Dale Dewald 906-482-2872  
 49595 Blessent Road  
 Hancock, MI 49930  
[d66dewald@gmail.com](mailto:d66dewald@gmail.com)

**Director**

Rod Murray 412-719-3449  
 476 Woodland Road  
 Pittsburgh, PA 15237  
[rmurray8996@gmail.com](mailto:rmurray8996@gmail.com)

**Technical Editor**

Gary Baxter 918-645-8451  
 7590 North 140 East Place  
 Owasso, OK 74055  
[morsa66@outlook.com](mailto:morsa66@outlook.com)

**Historian/Webmaster**

Steve Spilatro 740-374-8778  
 635 Fifth St  
 Marietta, OH 45750  
[spilatr@s-marietta.edu](mailto:spilatr@s-marietta.edu)

**Newsletter Editor**

Molly Bacon 706-457-2242  
 5425 Morrow Road  
 Gladwin, MI 48624  
[CorvanAnticsNews@gmail.com](mailto:CorvanAnticsNews@gmail.com)

**CORVAN - ANTICS** is the bi-monthly publication of Corvanatics, a Chartered Chapter of the Corvair Society of America (CORSA). Established September 1972, Corvanatics is dedicated to the preservation and enjoyment of America's most original and innovative small vans and light trucks, the Chevrolet Corvair 95 Series.



Corvanatics is open to anyone with an interest in Forward Control Corvairs. Annual dues are \$10 for an emailed full color newsletter and \$15 for a mailed black and white newsletter. Application and payment is made to the Secretary/Treasurer either through the Corvanatics website at

[www.corvair.org/chapters/corvanatics/membership.php](http://www.corvair.org/chapters/corvanatics/membership.php) or by mail. If mailed, include a completed membership form. Forms can be printed from the website or obtained directly from the Secretary/Treasurer.

Stories, articles, photos, memorabilia, or any other item for publication should be sent to the editor. They can also be sent by email to [CorvanAnticsNews@gmail.com](mailto:CorvanAnticsNews@gmail.com). Authors are asked to submit at least a photograph of themselves for the article with any other photos.

Technical material received will be sent to the Technical Editor for review.

For advertising in the newsletter, please contact the Secretary/Treasurer. Members can have a free small ad in the newsletter. Display advertising is also available at the following rates:

- Full page \$25
- Half page: \$15
- Quarter page: \$10
- Business card (2" x 3.5"): \$5
- Photos for ads are \$6 each and can be color or black/white

Please submit print-ready or typed copy and pre-payment to the Secretary/Treasurer. Authorization and payment must be received prior to each issue. All ads must be Corvair-related.

Deadline for publication is the 15th of February, April, June, August, October or December.

**Awards**

Old Cars Golden Quill Compact Chapter Award - 2023, 2022, 2021 2020, & 2002

CORSA Chapter Newsletter Award - 2020 1st place, 2019 2nd place, 2018 2nd place, & 2015 3rd place

Corvan - Antics uses material from many sources and may not always give appropriate credit. If your material appears without acknowledgement, we thank you for your contribution. It was used in good faith to help preserve, maintain, drive and enjoy our Corvairs.



Founded in 1969, **CORSA** is group of automobile enthusiasts working to satisfy the common needs of individuals interested in the preservation, restoration, and operation of the Corvair. CORSA's long range goal is to promote reproduction of parts and render technical assistance to increase your enjoyment of the Corvair, and to further the general public's appreciation of the car.

Corvanatics encourages membership in CORSA. Visit their website, [www.corvair.org](http://www.corvair.org)